

THIS DRAWING IS UNPUBLISHED. RELEASED FOR PUBLICATION  
 © COPYRIGHT BY TYCO ELECTRONICS CORPORATION. ALL RIGHTS RESERVED.

LOC	DIST	REVISIONS			
P	LTR	DESCRIPTION	DATE	DWN	APVD
FT	0	F	REVISED PER ECO-07-022002	9/19/07	SS SRY

PHYSICAL PROPERTIES:  
 HOUSING MATERIAL: PBT  
 FLAMMABILITY: UL94V-0  
 COLOR: BLACK

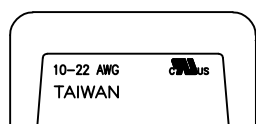
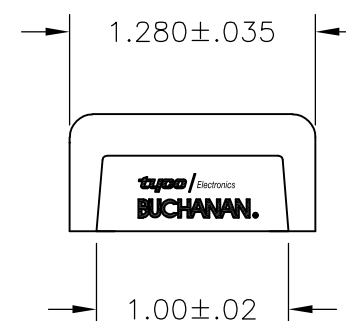
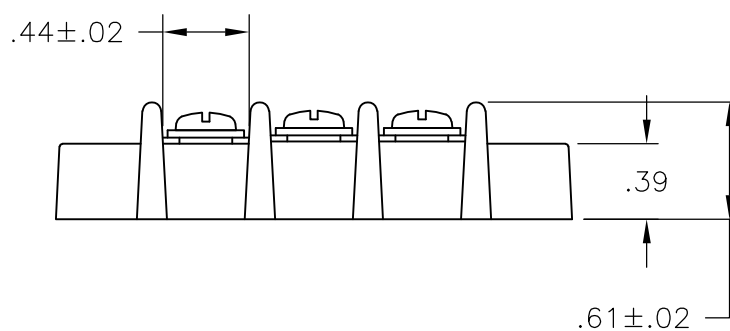
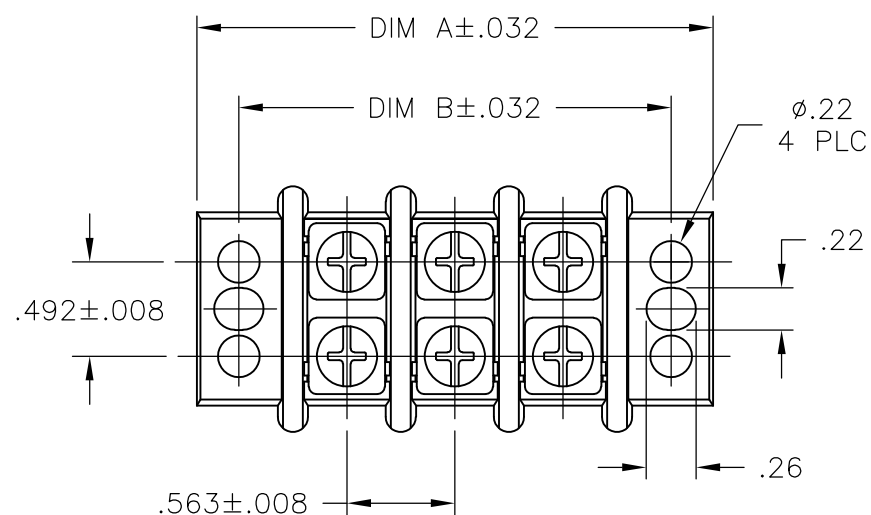
TERMINAL:  
 TERMINALS: BRASS, TIN PLATED  
 SCREWS: 8-32 STEEL, NICKEL PLATED

MECHANICAL:  
 PITCH (TERMINAL SPACING): .563"  
 WIRE RANGE: 10-22 AWG  
 RECOMMENDED TIGHTENING TORQUE: 14IN-LBS MAX.

ELECTRICAL PROPERTIES:  
 MAXIMUM CURRENT: 30A  
 OPERATING VOLTAGE: 300V

ENVIRONMENTAL PROPERTIES:  
 OPERATING TEMP RANGE: -40°C TO 120°C

- ① PARTS SUPPLIED WITH SCREWS UNINSTALLED.
- ② PRELIMINARY PART NUMBER.



10.701	11.138	18	1-1546311-8
10.138	10.575	17	1-1546311-7
9.575	10.012	16	1-1546311-6
9.012	9.449	15	1-1546311-5
8.449	8.886	14	1-1546311-4
7.886	8.323	13	1-1546311-3
7.323	7.760	12	1-1546311-2
6.760	7.197	11	1-1546311-1
6.197	6.634	10	1-1546311-0
②① 5.634	6.071	9	2-1546311-1
5.634	6.071	9	1546311-9
②① 5.071	5.508	8	2-1546311-0
5.071	5.508	8	1546311-8
4.508	4.945	7	1546311-7
3.945	4.382	6	1546311-6
3.382	3.819	5	1546311-5
②① 2.819	3.256	4	1-1546311-9
2.819	3.256	4	1546311-4
2.256	2.693	3	1546311-3
1.693	2.130	2	1546311-2
DIM B	DIM A	NO. OF POSN	BUCHANAN PART NO.

THIS DRAWING IS A CONTROLLED DOCUMENT.		DWN S SCHLEGEL 20AUG2002	Tyco Electronics Corporation Harrisburg, Pa 17105-3608													
DIMENSIONS: INCHES		CHK C RICHARD 8/20/02	NAME .563 DBL ROW BARRIER STRIP W/ WASHER													
TOLERANCES UNLESS OTHERWISE SPECIFIED:		APVD C RICHARD 8/20/02	PRODUCT SPEC -													
<table border="1"> <tr><td>0 PLC</td><td>± -</td></tr> <tr><td>1 PLC</td><td>± -</td></tr> <tr><td>2 PLC</td><td>± .01</td></tr> <tr><td>3 PLC</td><td>± .005</td></tr> <tr><td>4 PLC</td><td>± -</td></tr> <tr><td>ANGLES</td><td>± -</td></tr> </table>		0 PLC	± -	1 PLC	± -	2 PLC	± .01	3 PLC	± .005	4 PLC	± -	ANGLES	± -	APPLICATION SPEC -		RESTRICTED TO -
0 PLC	± -															
1 PLC	± -															
2 PLC	± .01															
3 PLC	± .005															
4 PLC	± -															
ANGLES	± -															
MATERIAL -		WEIGHT -	SIZE A3	CAGE CODE 00779												
		DRAWING NO C-1546311		SCALE NTS												
		CUSTOMER DRAWING		SHEET 1 OF 1												
				REV F												